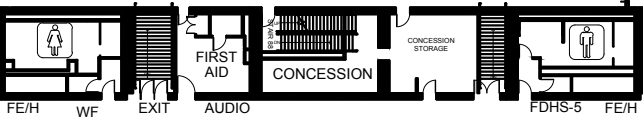


EMERGENCY EXIT

FIRE EXIT AREA KEEP CLEAR



AUDIO




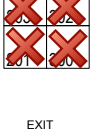
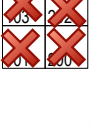


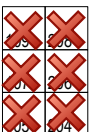
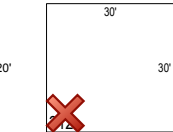
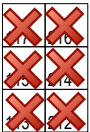
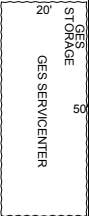
CONCESSION SEATING

EXHIBITOR LOUNGE 20'x25'

12'-11"

10'

10'



DOOR SIZE: 6'-10" H4'-10" W

ENTRANCE



FE/H EXIT WF AUDIO FDHS-3 EXIT

DOOR SIZE: FH 6'-10" H4'-10" W

Emergency Exits/No Entry

PARTITION STORAGE

ELEV. 3



CONCOURSE 1 REGISTRATION